



SRF-USB

SMART Retro USB Mini Jet Fan

Instruction Manual

THE SMART CHOICE

Visit www.smartworldwidefun.com for more fun products.

CONTENTS

SAFETY	2
IMPORTANT PRECAUTIONS	3
INTRODUCTION	4
PARTS	4
FEATURES & OPERATION	4
TROUBLE SHOOTING	5
MAINTENANCE	5
SPECIFICATION.	5
RETURNS & WARRANTY	6

SAFETY

Your safety and the safety of others is very important.

We have provided many important safety messages in this manual and on your appliance. Always read and obey all safety messages.



This is the safety alert symbol.

This symbol alerts you to potential hazards that can kill or hurt you and others.

All safety messages will follow the safety alert symbol.

All safety messages will tell you what the potential hazard is, tell you how to reduce the chance of injury, and tell you what can happen if the instructions are not followed.

Appliance Specifications:

Powered by USB (5V DC), 1.5 Watts
Speed (R.P.M.) 1400-1600



IMPORTANT PRECAUTIONS

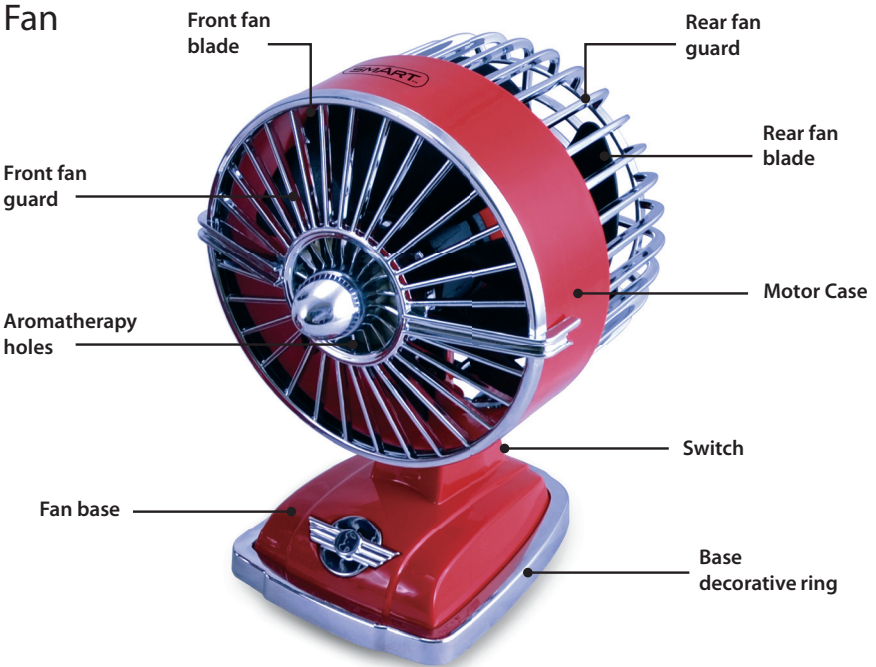
Please read the entire user manual before using the product and then save it for future reference.

- Unplug the USB port before maintenance and when the fan is not being used.
- Do not touch the fan and USB port if your hands are wet.
- Do not use the fan if the USB port is damaged.
- Do not try to repair the SMART Retro USB Jet Fan yourself.
- Please do not use the fan near any gas stoves or open fire source.
- Do not insert hands or fingers into the fan guard, or the movable parts.
- Place the fan on a smooth and horizontal surface.
- This appliance is not intended for use by persons (including children) with reduced physical, sensory or mental capabilities, or lack of experience and knowledge, unless they have been given supervision or instruction concerning use of the appliance by a person responsible for their safety. Children should be supervised to ensure that they do not play with the appliance.

INTRODUCTION

Thank you very much for selecting our SMART Retro USB Jet Fan. Please read the user manual carefully before use for safety and product reliability.



PARTS



FEATURES & OPERATION

Select the desired airflow, located on the fan base by sliding the switch up and down.

Turn the front guard anti-clockwise, then drop your favourite aromatherapy liquid into the four little holes



TROUBLE SHOOTING

Please check the following if the fan is not working properly:

1. Check that the USB port is securely connected to the socket
2. Check that the USB lead is not knotted or tangled
3. Check that the fan blade and the guard are not jammed.

If the blade rotates slowly, irregularly or producing abnormal noises, please:

1. Check that the fan blade and the fan guard are securely fitted
2. Check that the fan blade and the fan guard are locked.

MAINTENANCE

- To clean the fan, please unplug the fan from the port and clean it with a soft cloth.
- Do not wet or immerse the motor part, oscillating part, the switch, or the USB power cord.
- To clean the fan blade, please disassemble the fan by turning the front guard anti-clockwise (see main diagram on page 4). After cleaning replace the front guard and turn it clockwise (see main diagram on page 4).
- Ensure the fan plug is unplugged from the socket before disassembling it. Please fit the cover onto the fan and tighten the guard after maintenance and before use.

SPECIFICATION

Blade Size	4"/ 93mm
Volt	5V (Powered by USB)
Input Power W	1.35(High), 1.1(Low)
Speed RPM	2230 rpm (High), 1880 rpm (Low)

RETURNS & WARRANTY

SHOULD YOUR UNIT NOT WORK OR IF DAMAGED WHEN YOU FIRST TAKE IT OUT OF THE BOX PLEASE RETURN IT TO THE PLACE OF PURCHASE IMMEDIATELY WITH THE PROOF OF PURCHASE.

SMART Retro USB Mini Jet Fan / SRF-USB.

Should you have any questions, please contact the retailer where you purchased the item.

Exclusively Manufactured and Distributed by:

SMART Worldwide
 (an SMA Worldwide Ltd. Company)
 SMA House,
 Langley Waters, Home Park
 Kings Langley, WD4 8LZ,
 Hertfordshire,
 United Kingdom.
 Phone: Please see website for details.
 Web: www.smartworldwidefun.com
 Email: sma@smagm.com



Customer Service Enquiry

To submit a Customer Service enquiry, go to www.smartworldwidefun.com and fill out the Customer Service enquiry form and click the Submit button.

This appliance is designed and built to provide many years of satisfactory performance under normal household use. The distributor pledges to the original owner that should there be any defects in material or workmanship during the first 90 days of purchase, we will repair or replace the unit at our option. Our pledge does not apply to damages caused by shipping, mishandling or unit being dropped. A product deemed defective either from manufacturing or being mishandled is up to the distributor's discretion. In order to obtain service under this warranty, please contact the seller as the first port of call.

This warranty does not apply to re-manufactured merchandise.

Please read these instructions carefully. Failure to comply with these instructions, damages caused by improper replacement parts, abuse or misuse will void this pledge to you and is being made in place of all other expressed warranties.

For more information visit us online at www.smartworldwidefun.com

Like us on Facebook at www.facebook.com/SMARTWorldwide

Follow us on Twitter @[smartworldwide1](https://twitter.com/smartworldwide1)

View us on YouTube at www.youtube.com/user/SmartWorldwideFun



Exclusively Manufactured & Distributed by:
SMART Worldwide
(an SMA Worldwide Ltd. Company)
SMA House, Langley Waters, Home Park
Kings Langley, Hertfordshire, WD4 8LZ
SMART Worldwide Ltd 2019 ©
Design patent registered product

www.smartworldwidefun.com



Model: SRF-USB

SMART Worldwide (an SMA Worldwide Ltd. Company) have a policy of continuous improvement and we reserve the right to change specifications without notice.

SMART is a registered trademark of SMA Worldwide Ltd. London, England.

www.smartworldwidefun.com

© SMART Worldwide 2019